



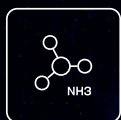
We are introducing full black range, the next generation of bifacial solar panels technology



Fire class A



Salt mist resistance



Ammonia resistance



Dust and sand resistance

Positive sorting up to +5W

**Bifacial** ⚡ 370 W



**10** Year product warranty

**87 %** Power guarantee

**30** Year efficiency guarantee

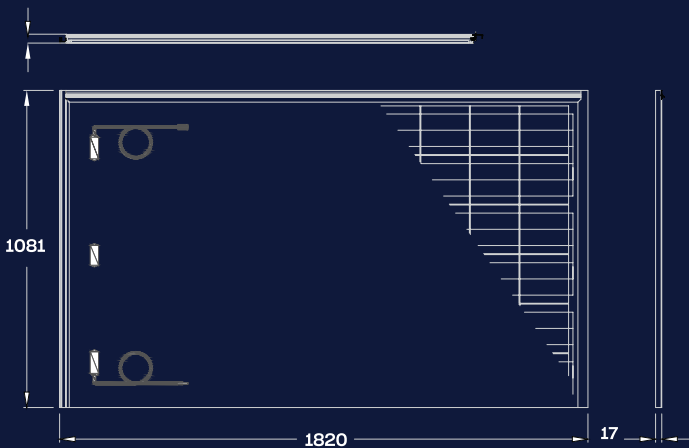
## Glass/Glass

Electrical data (STC*)	
Maximum power	<b>370</b>
Cell technology	<b>Bifacial</b>
Open circuit voltage ( $V_{oc}/V$ )	40,50
Short circuit current ( $I_{sc}/A$ )	11,18
Max power voltage ( $V_{mpp}/V$ )	34,86
Max power current ( $I_{mpp}/A$ )	10,62
Module efficiency ( $\eta$ )	18,80%
Max system voltage (V)	1500
Max current (A)	15
Power tolerance	0/+5W

\*Under standard test conditions (STC) of irradiance of 1000W/sq.m., spectrum AM 1.5 and cell temperature of 25°C. Flash testing measurement accuracy of +/-5%. All transparency values are approximate +/-3%.

### Dimensions & Mounting

2400/5400 Pa\*\*



#### Optimal weather lightness

Frames are shingled from top to bottom and are interlocking left to right much like tiles for optimal weather protection.

#### Easy installation

The modules are held by metal clamps that are mounted to the roof battens. This allows for quick and easy installation.

Temperature ratings	Bifacial
Current temperature coefficient ( $\alpha$ )	+0.04% / °C
Voltage temperature coefficient ( $\beta$ )	-0.35% / °C
Power temperature coefficient ( $\delta$ )	-0.47% / °C
Nominal operating module temperature	46 °C
Mechanical data	
Dimensions (LxWxH) (mm)	1820x1081x17 mm
Weight (kg)	26
Front glass (mm)	2
Back glass (mm)	2, black
Cell Type	Bifacial
Cell Size (mm)	166x166
Cell configuration	6x10
Busbars	9
Frame	Solrif N
Operating temperature (°C)	-40 ÷ +85
Design load (wind/snow) (Pa)	2400/5400**
Maximum test load (wind/snow) (Pa)	3600/8100
Junction box / IP class	Split junction box / IP68
Cable cross section size (mm²)	4
Cable length	1,2 m
Bypass diodes	3
Connector	MC4 compatible

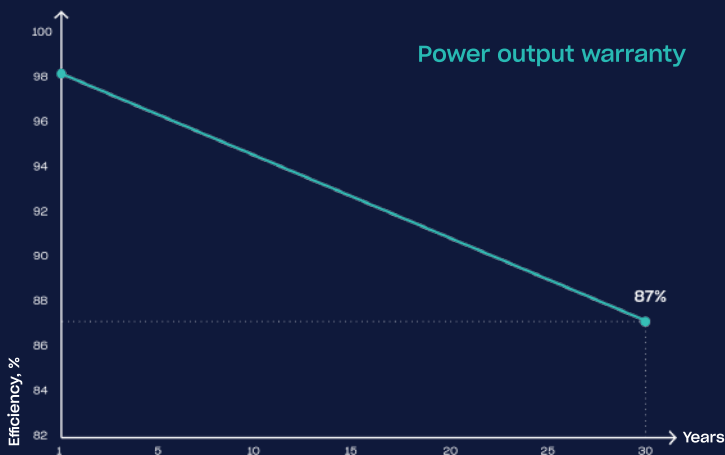
\*\*Safety factor 1.5

### Attention

- Always check if your system is compatible with local environmental conditions (wind / snow load, temperatures) on your site to ensure safety and long-term energy production.
- Do not connect differently orientated PV panels in the same string / MPPT of the inverter (unless optimizers are used).
- Do not connect strings with an unequal amount of PV panels in one MPPT (unless optimizers are used).
- Use PV panels of same electrical parameters in one string/MPPT (unless optimizers are used).
- Always ensure that your inverter is equipped with DC disconnect. If not it is recommended to install it externally.
- Never let different metals come in contact with each other. Use bi-metallic plates or plastic separators to eliminate galvanic corrosion.
- It is highly recommended to install SPD's in both AC and DC circuits because overvoltages void the warranty for inverters and also panels if they are harmed.
- It is highly recommended to ground PV panels mounting system and to install lightning protection in site.

### Tips for better power output

- Better module ventilation and shorter connection cables increase electrical energy production.
- Always observe object/mutual shading in site. Shading can drastically cut electrical energy generation output.
- The Albedo value increases significantly if the modules are installed above white, lightreflecting surfaces.



This datasheet is not legally binding. The manufacturer reserves the right to make changes to product specifications and / or product features without prior notice. The most recent versions of all documents (T&Cs, datasheets, warranties and installation manuals) can always be found on our website at [www.solrif.eu](http://www.solrif.eu). The manufacturer of the system, Ernst Schweizer AG, provides a 10 year warranty on materials supplied for the Solrif roof integrated PV mounting system. The warranty agreement of Ernst Schweizer AG does not refer to the solar modules and the terms of warranty of Solrif cells UAB.

