

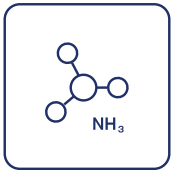

SoliTek Standard

Framed _ Glass/Backsheet

120 cell

SoliTek Standard

Standard 120 halfcut cell module with white backsheet



Ammonia resistance



Salt mist resistance

Standard ⚡ 375W

20 Year product warranty

84,8% Power guarantee

25 Year efficiency guarantee

Working conditions	
Maximum system voltage	DC 1500 V (TUV)
Operating temperature	-40 °C / +85 °C
Maximum reverse current	15
Design load (wind/snow)	2400/3600 Pa**
Maximum test load (wind/snow)	3600/5400 Pa
IP protection level	68
Safety class	II

** Safety factor 1,5

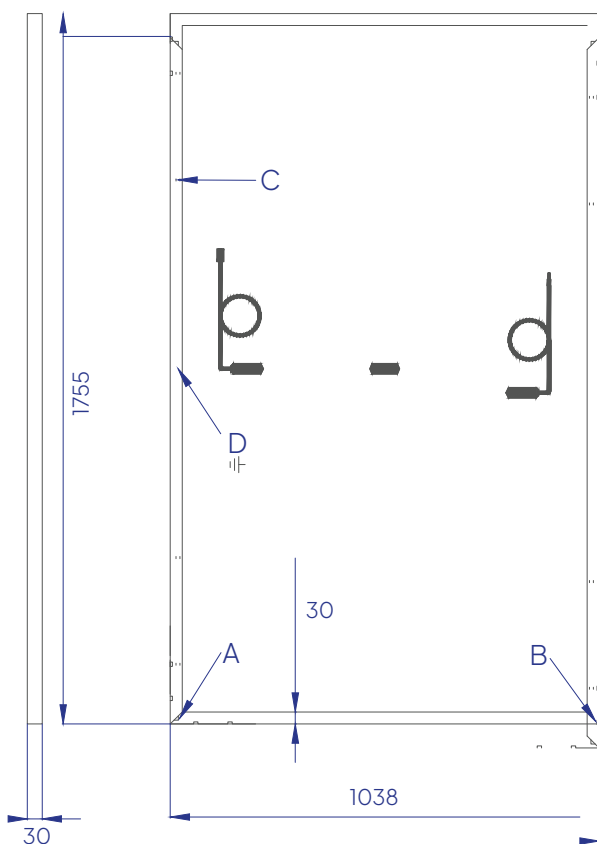
Electrical parameters	
Maximum power (Pmax/W)	375
Max power point voltage (Vmpp/V)	34,20
Max power current (Impp/A)	10,96
Open circuit voltage (V _{oc} /V)	41,50
Short circuit current (I _{sc} /A)	11,53
Efficiency (η)	20,59

*Under standard test conditions (STC) of irradiance of 1000W/sq.m., spectrum AM1.5 and cell temperature of 25°C. Flash testing measurement accuracy of +/-5%.

Mechanical data	
Cell Size (mm)	166x83
Number of cells	120 (6x20)
Front side glass	3,2 mm
Weight	20 kg
Dimensions (L x W x H)	1755x1038x30
J-box	IP68
Cable length	1,1 m
Cable cross section size	4 mm ²
Number of diodes	3
Plug-in connection	MC4 compatible
Frame	Black anodized aluminium frame

Temperature coefficients	
Current temperature coefficient (α)	+0.049% / °C
Voltage temperature coefficient (β)	-0.33% / °C
Power temperature coefficient (δ)	-0.36% / °C
Nominal operating module temperature	43±2 °C

Dimensions & Mounting



A: Drainage; B: Ventilation; C: Mounting holes; D: Earthing;

Attention

- Always check if your system is compatible with local environmental conditions (wind / snow load, temperatures) on your site to ensure safety and long-term energy production.
- Do not connect differently orientated PV panels in the same string / MPPT of the inverter (unless optimizers are used).
- Do not connect strings with an unequal amount of PV panels in one MPPT (unless optimizers are used).
- Use PV panels of same electrical parameters in one string/MPPT (unless optimizers are used).
- Always ensure that your inverter is equipped with DC disconnect. If not it is recommended to install it externally.
- Never let different metals come in contact with each other. Use bi-metallic plates or plastic separators to eliminate galvanic corrosion.
- It is highly recommended to install SPD's in both AC and DC circuits because overvoltages void the warranty for inverters and also panels if they are harmed.
- It is highly recommended to ground PV panels mounting system and to install lightning protection in site.

Tips for better power output

- Better module ventilation and shorter connection cables increase electrical energy production.
- Always observe object/mutual shading in site. Shading can drastically cut electrical energy generation output.



This datasheet is not legally binding. The manufacturer reserves the right to make changes to product specifications and / or product features without prior notice. The most recent versions of all documents (T&C's, datasheets, warranties and installation manuals can always be found on our website at www.solitek.eu)

