


SOLID Bifacial

Glass / Glass



72 Cell
Frameless



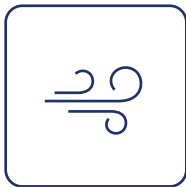
Self-cleaning effect



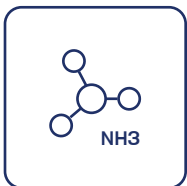
Salt mist resistance



Fire class A



Dust & Sand resistance



Ammonia resistance

Positive sorting up to +5W

Front side

⚡ 380W

⚡ 95W

Back side

SOLITEK

Mokslininku str. 6A,
Vilnius 08412, Lithuania
Tel. +370 5 263 8774
info@solitek.eu
www.solitek.eu

30

Product warranty

%

Power guarantee

30

Efficiency guarantee

Electrical data (STC*)	
Maximum Power	380
Cell Technology	Bifacial
Open circuit voltage (V_{oc}/V)	49,64
Short circuit Current (I_{sc}/A)	9,76
Max Power Voltage (V_{mpp}/V)	41,38
Max Power Current (I_{mpp}/A)	9,19
Module Efficiency (η)	18,76%
Max System Voltage (V)	1500
Max Current (A)	15
Power Tolerance	0/+5W

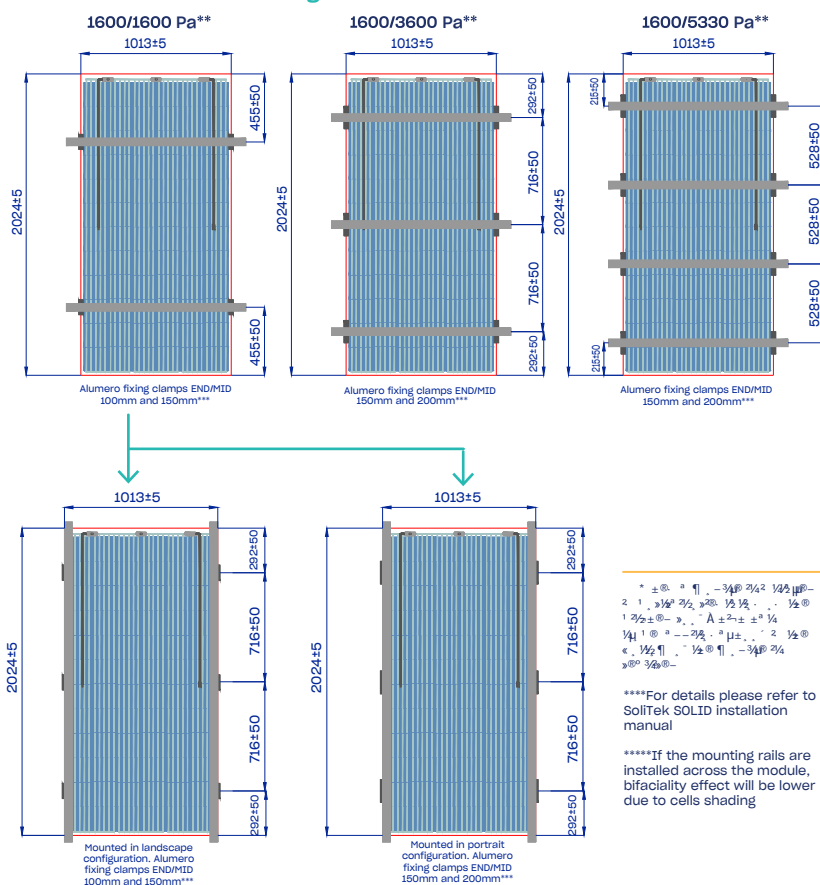
*Under Standard Test Conditions (STC) of irradiance of 1000W/sq. m., spectrum AM 1.5 and cell temperature of 25 C. Flash testing measurement accuracy of +/- 5%. All transparency values are approximate +/- 3%.

Additional power gain	5%	10%	20%	25%
Total Module Power (Wp)	399	418	456	475

Temperature ratings	
Current temperature coefficient (α)	+0,04% /° C
Voltage temperature coefficient (β)	-0,35% /° C
Power temperature coefficient (ϵ)	-0,47% /° C
Nominal Operating Module Temperature	46° C

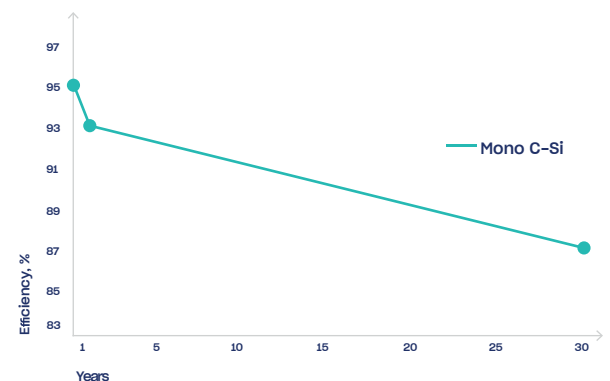
Mechanical data	
Dimensions (LxWxH) (mm)	2016x1005x7,1
Dimensions with edge sealing (LxWxH) (mm)	2024x5x1013x5x7,1
Weight (kg)	33
Front / Back glass (mm)	3 mm
Cell Type	Bifacial
Cell Size (mm)	158,75x158,75
Transparency	10
Cell configuration	6x12
Frame	Frameless
Operating Temperature (°C) Max	-40 ÷ +85
Load (wind/snow) (Pa) *	1600/5330**
Junction Box / IP Class	Split junction box / IP68
Cable Cross Section Size (mm ²)	4
Cable length	1,2 m
Bypass Diodes	3
Connector	MC4 compatible

Dimensions & Mounting



**Safety factor 1,5

Power output warranty



Attention

- Always check if your system is compatible with local environmental conditions (wind/snow load, temperatures) on your site to ensure safety and long-term energy production.
- Do not connect differently orientated PV panels in the same string / MPPT of the inverter (unless optimizers are used).
- Do not connect strings with an unequal amount of PV panels in one MPPT (unless optimizers are used).
- Use PV panels of same electrical parameters in one string/MPPT (unless optimizers are used).
- Always ensure that your inverter is equipped with DC disconnect. If not it is recommended to install it externally.
- Never let different metals come in contact with each other. Use bi-metallic plates or plastic separators to eliminate galvanic corrosion.
- It is highly recommended to install SPD's in both AC and DC circuits because overvoltages void the warranty for inverters and also panels if they are harmed.
- It is highly recommended to ground PV panels mounting system and to install lightning protection in site.

Tips for Better Power Output

- Better module ventilation and shorter connection cables increase electrical energy production.
- Always observe object/mutual shading in site. Shading can drastically cut electrical energy generation output.
- Increase PV panel height from the ground so that more light can travel beneath the module and then reflect.
- The Albedo value increases significantly if modules are installed above white, lightreflecting surfaces.



Certificates and memberships

